

Ganado Unified School District (Computer/7th Grade Level)

PACING Guide SY 2020-2021

Timeline & Resources	AZ College and Career Readiness Standard	Essential Question (HESS Matrix)	Learning Goal	Vocabulary (Content/Academic)
<p>1st Quarter AUP/Internet Safety/Personal Information/Personal Identification (Week 1)</p> <ul style="list-style-type: none"> ✓ Computer ✓ Text Book ✓ Websites ✓ Printers ✓ USB Drive 	<p>Strand 2: Communication and Collaboration This strand requires students to use digital media and environments to communicate and collaborate with others.</p> <p>Concept 1: Effective Communications and Digital Interactions Communicate and collaborate with others employing a variety of digital environments and media. PO 2: Explain and demonstrate features, conventions, voice, and etiquette of interactive digital environments to communicate with an appropriate audience.</p>	<ul style="list-style-type: none"> • What is internet safety? • How can I demonstrate Internet safety? • How can I explain features, conventions voice, and etiquette to appropriate audience? • What is etiquette? 	<p>I am able to...</p> <ul style="list-style-type: none"> • Learn about internet safety. • Create a report about internet safety. • Define the word etiquette 	<ul style="list-style-type: none"> • Media • Environment • Explain • Demonstrate • Etiquette • Safety

<p>AUP/Internet Safety/Personal Information/Personal Identification</p> <p>(Week 1)</p> <ul style="list-style-type: none"> ✓ Computer ✓ Text Book ✓ Websites ✓ Printers ✓ USB Drive 	<p>Strand 4: Critical Thinking, Problem Solving, Decision Making</p> <p>This strand requires students to use critical thinking, problem solving, and decision making to manage projects using digital tools and resources.</p> <p>Concept 2: Exploring Solutions</p> <p>Plan and manage activities to develop solutions to answer a question or complete a project.</p> <p>PO 2: Present defensible solutions and make decisions from multiple perspectives using collected resources and data.</p>	<ul style="list-style-type: none"> • What does AUP stand for? • Does my school have an AUP? • What are some AUP policy? 	<ul style="list-style-type: none"> • I am able to... • Know what AUP stands for. • Look out my school. <p>AUP policy and procedures.</p>	<ul style="list-style-type: none"> • Critical • Thinking • Present • Defendable • Solutions • Perspectives • AUP • Policy
<p>AUP/Internet Safety/Personal Information/Personal Identification</p> <p>(Week 1)</p> <ul style="list-style-type: none"> ✓ Computer ✓ Text Book ✓ Websites ✓ Printers ✓ USB Drive 	<p>Strand 5: Digital Citizenship</p> <p>This strand requires students to understand human, cultural, and societal issues related to technology practice and ethical behavior.</p> <p>Concept 1: Safety and Ethics</p> <p>Advocate and practice safe, legal, and responsible use of information and technology.</p> <p>PO 1: Assess situations in which it is appropriate and safe to use a personal digital device in the home, school, community, and in the work place.</p>	<ul style="list-style-type: none"> • How do I protect my identity? • What are some ways to protect my personal information? 	<p>I am able to...</p> <ul style="list-style-type: none"> • protect my identity • know what I shouldn't post on the internet • create a safe way to search on the internet without giving my personal information 	<ul style="list-style-type: none"> • Assess • Situation • Safe • Personal • Digital • Protect
<p>AUP/Internet Safety/Personal Information/Personal Identification</p>	<p>Strand 5: Digital Citizenship</p> <p>This strand requires students to understand human, cultural, and societal issues related to technology</p>	<ul style="list-style-type: none"> • What I the GUSD policy about technology? 	<p>I am able to...</p> <ul style="list-style-type: none"> • Know about the school district policy and procedures 	<ul style="list-style-type: none"> • Advocate • Practice • Safe • Legal

<p>(Week 1)</p> <ul style="list-style-type: none"> ✓ Computer ✓ Text Book ✓ Websites ✓ Printers ✓ USB Drive 	<p>practice and ethical behavior.</p> <p>Concept 1: Safety and Ethics Advocate and practice safe, legal, and responsible use of information and technology. PO 3: Articulate and practice the school and district rules governing the use of digital tools as defined by school board policy and procedures</p>	<ul style="list-style-type: none"> • How can I create my own policy and procedures within the classroom? 	<ul style="list-style-type: none"> • Know what is an AUP • To create guideless within the classroom 	<ul style="list-style-type: none"> • Articulate • District • Rules • Governing • Rules • Policy • Procedures
<p>AUP/Internet Safety/Personal Information/Personal Identification</p> <p>(Week 1)</p> <ul style="list-style-type: none"> ✓ Computer ✓ Text Book ✓ Websites ✓ Printers ✓ USB Drive 	<p>Strand 5: Digital Citizenship This strand requires students to understand human, cultural, and societal issues related to technology practice and ethical behavior.</p> <p>Concept 1: Safety and Ethics Advocate and practice safe, legal, and responsible use of information and technology. PO 4: Demonstrate safe online communication practices regarding personal information</p>	<ul style="list-style-type: none"> • How can I use safe internet search? • Why is internet safety important? • What are examples of safe internet within the home, school, community, and work place? 	<p>I am able to...</p> <ul style="list-style-type: none"> • Create a poster about internet safety. • Know when to use the internet at home, school, community, and at work. 	<ul style="list-style-type: none"> • Digital • Citizenship • Societal • Safety • Ethics
<p>AUP/Internet Safety/Personal Information/Personal Identification</p> <p>(Week 1)</p> <ul style="list-style-type: none"> ✓ Computer ✓ Text Book ✓ Websites 	<p>Strand 5: Digital Citizenship This strand requires students to understand human, cultural, and societal issues related to technology practice and ethical behavior.</p> <p>Concept 1: Safety and Ethics Advocate and practice safe, legal, and responsible use of information and technology.</p>	<ul style="list-style-type: none"> • What are emails? • Why is safety and ethical important? • How are texting, email, and slang words appropriate to use? 	<p>I able to...</p> <ul style="list-style-type: none"> • Know what is slang words? • Create good choices when texting, email, and slang words. 	<ul style="list-style-type: none"> • Exhibit • Legal • Behavior • Texting • Email • Slang word

<ul style="list-style-type: none"> ✓ Printers ✓ USB Drive 	PO 6: Exhibit legal and ethical behavior when using technology.		
---	---	--	--

Ganado Unified School District (Computers/7th Grade Level)

PACING Guide SY 2014-2015

Timeline & Resources	AZ College and Career Readiness Standard	Essential Question (HESS Matrix)	Learning Goal	Vocabulary (Content/Academic)
Keyboarding (Week 2/3) <ul style="list-style-type: none"> ✓ Computer ✓ Text Book ✓ Websites ✓ Printers ✓ USB Drive 	<p>Strand 6: Technology Operations and Concepts This strand requires students to demonstrate a sound understanding of technology concepts, systems, and operations.</p> <p>Concept 1: Understanding Recognize, define and use technology term, processes, systems and applications.</p> <p>PO 4: Recognize and demonstrate ergonomically safe and sound use of equipment.</p>	<ul style="list-style-type: none"> • How am I able to demonstrate proper keyboarding techniques? • How can I reach my speed and accuracy goal? • What is WPM mean? • Will I apply this skill in the future? 	<p>I am able to...</p> <ul style="list-style-type: none"> • Type a speed of 25 wpm and accuracy of 80%. • Use the proper technique while keyboarding. • Use a keyboard cover while I am typing. Use a web site “typing web” to help me with my typing skills. 	<ul style="list-style-type: none"> • Technology concepts • Systems • Operations • Recognize • Define • Technology • Processes • Application

<p>Keyboarding (Week 2/3)</p> <ul style="list-style-type: none"> ✓ Computer ✓ Text Book ✓ Websites ✓ Printers ✓ USB Drive 	<p>Strand 6: Technology Operations and Concepts This strand requires students to demonstrate a sound understanding of technology concepts, systems, and operations. Concept 2: Application Select and use applications effectively and productively.</p> <p>PO 1: Demonstrate speed and accuracy with appropriate data entry tools with at least 25 wpm and 80% accuracy.</p>	<ul style="list-style-type: none"> • How am I able to demonstrate proper keyboarding techniques? • How can I reach my speed and accuracy goal? • What is WPM mean? • Will I apply this skill in the future? 	<ul style="list-style-type: none"> • I am able to... • Type a speed of 25 wpm and accuracy of 80%. • Use the proper technique while keyboarding. • Use a keyboard cover while I am typing. • Use a web site “typing web” to help me with my typing skills. 	<ul style="list-style-type: none"> • Demonstrate • Technology concepts • Systems • Operation
--	---	---	---	--

Ganado Unified School District (Computers/7th Grade Level)

PACING Guide SY 2014-2015

Timeline & Resources	AZ College and Career Readiness Standard	Essential Question (HESS Matrix)	Learning Goal	Vocabulary (Content/Academic)
Research (Week 4/5) <ul style="list-style-type: none"> ✓ Computer ✓ Text Book ✓ Websites ✓ Printers ✓ USB Drive 	Strand 1: Creativity and Innovation This strand requires demonstrate creative thinking, construct knowledge, and develop innovative products and processes using technology. Concept 1: Knowledge and Ideas Use digital models and simulations to examine real-world connections, explore complex systems and issues, and enhance understanding. PO 1: Analyze and evaluate information to generate new ideas, processes or products.	<ul style="list-style-type: none"> • How can I find information about aluminum cans? 	I am able to... <ul style="list-style-type: none"> • Define what information to use. • Create a report about recycling aluminum cans. 	<ul style="list-style-type: none"> • Creativity • Innovation • Demonstrate • Simulations • Analyze • Evaluate • Alumni • Information • report
Research Research (Week 4/5) <ul style="list-style-type: none"> ✓ Computer ✓ Text Book ✓ Websites ✓ Printers ✓ USB Drive 	Strand 1: Creativity and Innovation This strand requires demonstrate creative thinking, construct knowledge, and develop innovative products and processes using technology. Concept 4: Original Works Use technology to create original works in innovative ways.	<ul style="list-style-type: none"> • What is industrial Revolution? • How am I able to find information about industrial revolution 	I am able to... <ul style="list-style-type: none"> • Know about industrial revolution • Know about past inventions • Create a report about industrial revolution 	<ul style="list-style-type: none"> • Creativity • Industrial revolution • Invention • Report • Information

	PO 1: Create innovative products or projects using digital tools to express original ideas.			
<p>Research (Week 4/5)</p> <ul style="list-style-type: none"> ✓ Computer ✓ Text Book ✓ Websites ✓ Printers ✓ USB Drive 	<p>Strand 2: Communication and Collaboration This strand requires students to use digital media and environments to communicate and collaborate with others.</p> <p>Concept 2: Digital Solutions Contribute to project teams to produce original works or solve problems.</p> <p>PO 1: Communicate and collaborate for the purpose of producing original works or solving problems.</p>	<ul style="list-style-type: none"> • What is a population? • How can I determine what population to compare? 	<p>I am able to...</p> <ul style="list-style-type: none"> • Compare two populations. • Create a report about population. 	<ul style="list-style-type: none"> • Communication • Collaboration • Producing • Population • Compare
<p>Research (Week 4/5)</p> <ul style="list-style-type: none"> ✓ Computer ✓ Text Book ✓ Websites ✓ Printers ✓ USB Drive 	<p>Strand 3: Research and Information Literacy This strand requires that students apply digital tools to gather, evaluate, and use information.</p> <p>Concept 1: Planning Plan strategies to guide inquiry, using technology</p> <p>PO 1: Predict the most effective keywords and phrases for use information search</p>	<ul style="list-style-type: none"> • How can I narrow my search? • What kind of websites is good to use? 	<p>I am able to...</p> <p>Narrow my search on the internet</p>	<ul style="list-style-type: none"> • Research • Information • Literacy • Narrow • Internet
<p>Research (Week 4/5)</p> <ul style="list-style-type: none"> ✓ Computer 	<p>Strand 3: Research and Information Literacy This strand requires that students apply</p>	<ul style="list-style-type: none"> • What's the best website that gave 	<p>I am able to...</p> <ul style="list-style-type: none"> • Determine which website is the best information to use. 	<ul style="list-style-type: none"> • Digital • Gather • Evaluate

<ul style="list-style-type: none"> ✓ Text Book ✓ Websites ✓ Printers ✓ USB Drive 	<p>digital tools to gather, evaluate, and use information.</p> <p>Concept 1: Planning Plan strategies to guide inquiry, using technology.</p> <p>PO 2: Determine which information source will provide the desired data.</p>	<p>you more information?</p> <ul style="list-style-type: none"> • Was the information that you researched accurate? 	<ul style="list-style-type: none"> • Find out which website is accurate when I'm finding out information. 	<ul style="list-style-type: none"> • Information • Technology • Narrow • Broaden • Search
<p>Research (Week 4/5)</p> <ul style="list-style-type: none"> ✓ Computer ✓ Text Book ✓ Websites ✓ Printers ✓ USB Drive 	<p>Strand 3: Research and Information Literacy This strand requires that students apply digital tools to gather, evaluate, and use information.</p> <p>Concept 2: Processing Locate, organize, analyze, evaluate, synthesize and ethically use information from a variety of sources and media.</p> <p>PO 1: Locate and synthesize information utilizing advanced search strategies.</p>	<ul style="list-style-type: none"> • What's the best website that gave you more information? • Was the information that you researched accurate? 	<p>I am able to...</p> <ul style="list-style-type: none"> • Determine which website is the best information to use. • Find out which website is accurate when I'm finding out information. 	<ul style="list-style-type: none"> • Digital • Gather • Evaluate • Information • Technology • Narrow • Broaden • Search
<p>Research (Week 4/5)</p> <ul style="list-style-type: none"> ✓ Computer ✓ Text Book ✓ Websites ✓ Printers ✓ USB Drive 	<p>Strand 3: Research and Information Literacy This strand requires that students apply digital tools to gather, evaluate, and use information.</p> <p>Concept 2: Processing Locate, organize, analyze, evaluate, synthesize and ethically use information from a variety of sources and media</p> <p>PO 4: Synthesize research information to create new understanding or develop new ideas.</p>	<ul style="list-style-type: none"> • What are the problems in your research? • How do I solve this situation? 	<p>I am able to...</p> <ul style="list-style-type: none"> • Identify what to look for in my research. • Create a cover page for my report. 	<ul style="list-style-type: none"> • Requires • Strategies • Inquiry • Predict • Data • Analyze • Media • Synthesize • Revise

<p>Research (Week 4/5)</p> <ul style="list-style-type: none"> ✓ Computer ✓ Text Book ✓ Websites ✓ Printers ✓ USB Drive 	<p>Strand 4: Critical Thinking, Problem Solving, Decision Making This strand requires students to use critical thinking, problem solving, and decision making to manage projects using digital tools and resources.</p> <p>Concept 1: Investigation Identify and define authentic problems and significant questions for investigation. PO 1: Write essential questions to investigate a topic or issue using digital tools and resources.</p>	<ul style="list-style-type: none"> • How do I know what is an advance search? • What are some keywords to determine what advance search is? 	<p>I am able to...</p> <ul style="list-style-type: none"> • Create a keyword for an advance search using the Internet. • Know step by step on how to use the advance search using the internet 	<ul style="list-style-type: none"> • Critical • Thinking • Essential • Questions • Advance • Search
<p>Research (Week 4/5)</p> <ul style="list-style-type: none"> ✓ Computer ✓ Text Book ✓ Websites ✓ Printers ✓ USB Drive 	<p>Strand 4: Critical Thinking, Problem Solving, Decision Making This strand requires students to use critical thinking, problem solving, and decision making to manage projects using digital tools and resources.</p> <p>Concept 2: Exploring Solutions Plan and manage activities to develop solutions to answer a question or complete a project PO 1: Plan, conduct and manage research using appropriate digital resources to develop solutions for a question.</p>	<ul style="list-style-type: none"> • How can I create good questions about a research topic? • Why do we create questions? • How many ways can I come up with good questions? 	<p>I am able to...</p> <ul style="list-style-type: none"> • Create a question. • Determine if my question is a good topic to research 	<ul style="list-style-type: none"> • Questions • Create • Topic • Research • Appropriate • Develop

<p>Research (Week 4/5)</p> <ul style="list-style-type: none"> ✓ Computer ✓ Text Book ✓ Websites ✓ Printers ✓ USB Drive 	<p>Strand 4: Critical Thinking, Problem Solving, Decision Making</p> <p>This strand requires students to use critical thinking, problem solving, and decision making to manage projects using digital tools and resources.</p> <p>Concept 2: Exploring Solutions</p> <p>Plan and manage activities to develop solutions to answer a question or complete a project</p> <p>PO 2: Present defensible solutions and make decisions from multiple perspectives using collected resources and data.</p>	<ul style="list-style-type: none"> • Why are people homeless? • What are some steps to help prevent people from being homeless? 	<p>I am able to...</p> <ul style="list-style-type: none"> • Learn more about why are people homeless • Identify why people are without homes 	<ul style="list-style-type: none"> • Thinking • Problem • Homeless • Explore • Solution • Plan • Manage
---	--	---	--	--

Ganado Unified School District (Computers/7th Grade Level)

PACING Guide SY 2014-2015

Timeline & Resources	AZ College and Career Readiness Standard	Essential Question (HESS Matrix)	Learning Goal	Vocabulary (Content/Academic)
2 nd Quarter PowerPoint (Week 6/7) <ul style="list-style-type: none"> ✓ Computer ✓ Text Book ✓ Websites ✓ Printers ✓ USB Drive 	Strand 2: Communication and Collaboration This strand requires students to use digital media and environments to communicate and collaborate with others. Concept 3: Global Connections Create cultural understanding and global awareness by interacting with learners of other cultures. PO 1: Independently locate and interact with teacher approved global communities.	<ul style="list-style-type: none"> • How many different Native American Culture are in the USA? • What are the differences between both cultures? 	<ul style="list-style-type: none"> • I am able to... • Know what is similar and different between two Native American Cultures. • Present a PowerPoint between both cultures. 	<ul style="list-style-type: none"> • Independently • Global • Communities
PowerPoint (Week 6/7) <ul style="list-style-type: none"> ✓ Computer ✓ Text Book ✓ Websites ✓ Printers ✓ USB Drive 	Strand 6: Technology Operations and Concepts This strand requires students to demonstrate a sound understanding of technology concepts, systems, and operations. Concept 1: Understanding Recognize, define and use technology	<ul style="list-style-type: none"> • What is PowerPoint? • How do I access PowerPoint? 	I am able to... <ul style="list-style-type: none"> • Create a PowerPoint presentation? 	<ul style="list-style-type: none"> • Operations • Concepts • Demonstrate • Sound • Systems • Recognize • Term • Processes • Application

	<p>term, processes, systems and applications</p> <p>PO 3: Choose technology applications appropriate for the audience and task.</p>			<ul style="list-style-type: none"> • Appropriate Audience
<p>PowerPoint (Week 6/7)</p> <ul style="list-style-type: none"> ✓ Computer ✓ Text Book ✓ Websites ✓ Printers ✓ USB Drive 	<p>Strand 6: Technology Operations and Concepts</p> <p>This strand requires students to demonstrate a sound understanding of technology concepts, systems, and operations.</p> <p>Concept 2: Application</p> <p>Select and use applications effectively and productively.</p> <p>PO 5: Create and edit visual and audio material to generate a multimedia product</p>	<ul style="list-style-type: none"> • What is PowerPoint? • How can I determine which multimedia presentation to choose from? • How do I add multiple pages? • How do I add audio to my slides? • How do I add images? • How do I add transition to my slides? • What is transition? 	<p>I am able to...</p> <ul style="list-style-type: none"> • Create 10 PowerPoint slides. • Create different images to my slides. • Add different multiple pages to my slides. 	<ul style="list-style-type: none"> • Strand • Demonstrate • Sound • Systems • Operations • Effectively • Productively • Create • Multimedia • Audio • Images • Transitions • Individual • Assignments

Ganado Unified School District (Computers/7th Grade Level)

PACING Guide SY 2014-2015

Timeline & Resources	AZ College and Career Readiness Standard	Essential Question (HESS Matrix)	Learning Goal	Vocabulary (Content/Academic)
2 nd Quarter Spreadsheet (Week 8/9) ✓ Computer ✓ Text Book ✓ Websites ✓ Printers ✓ USB Drive	Strand 1: Creativity and Innovation This strand requires demonstrate creative thinking, construct knowledge, and develop innovative products and processes using technology. Concept 1: Knowledge and Ideas Use digital models and simulations to examine real-world connections, explore complex systems and issues, and enhance understanding. PO 1: Analyze information to generate new ideas and products.	<ul style="list-style-type: none"> What are some real-world connection I can use to survey and import onto spreadsheet? 	I am able to... <ul style="list-style-type: none"> To make real-world connection using technology. 	<ul style="list-style-type: none"> Creativity Innovation Demonstrate Creative Thinking Construct Knowledge Processes Simulations Examine Connections Explore Issues Enhance Analyze Generate Idea Products
2 nd Quarter Spreadsheet (Week 8/9) ✓ Computer ✓ Text Book	Strand 1: Creativity and Innovation This strand requires demonstrate creative thinking, construct knowledge, and develop innovative products and processes using technology.	<ul style="list-style-type: none"> What is home sale? Where can I find the information about home sale? 	I am able to... <ul style="list-style-type: none"> Create a spreadsheet about home sale. 	<ul style="list-style-type: none"> Trends Possibilities Information Spreadsheet Forecast



<ul style="list-style-type: none"> ✓ Websites ✓ Printers ✓ USB Drive 	<p>Concept 3: Trends and Possibilities Use technology to forecast trends and possibilities PO 1: Identify patterns and trends to forecast possibilities from different perspectives.</p> <p>Strand 2: Communication and Collaboration This strand requires students to use digital media and environments to communicate and collaborate with others.</p> <p>Concept 1: Effective Communications and Digital Interactions Communicate and collaborate with others employing a variety of digital environments and media. PO 1: Collaborate and communicate with peers, experts, or others employing a variety of digital tools to share findings and/or publish.</p>	<ul style="list-style-type: none"> • Where would I search for home sale in a local are? • What are some real-world connection I can use to survey and import onto spreadsheet? 		<ul style="list-style-type: none"> • Perspective • Employing • Findings • Publish
<p>2nd Quarter</p> <p>Spreadsheet (Week 8/9)</p> <ul style="list-style-type: none"> ✓ Computer ✓ Text Book ✓ Websites ✓ Printers 	<p>Strand 2: Communication and Collaboration This strand requires students to use digital media and environments to communicate and collaborate with others.</p> <p>Concept 2: Digital Solutions</p>	<ul style="list-style-type: none"> • What is a population? • How can I determine what population to compare? 	<p>I am able to...</p> <ul style="list-style-type: none"> • Compare two populations. • Create a report about population. 	<ul style="list-style-type: none"> • Communication • Collaboration • Producing • Population • Compare

<ul style="list-style-type: none"> ✓ USB Drive 	<p>Contribute to project teams to produce original works or solve problems</p> <p>PO 1: Communicate and collaborate for the purpose of producing original works or solving problems.</p>			
<p>2nd Quarter</p> <p>Spreadsheet (Week 8/9)</p> <ul style="list-style-type: none"> ✓ Computer ✓ Text Book ✓ Websites ✓ Printers ✓ USB Drive 	<p>Strand 6: Technology Operations and Concept 2: Application</p> <p>Select and use applications effectively and productively.</p> <p>PO 3: Enter/edit data using simple formulas while using spreadsheet(s) to perform calculations.</p>	<ul style="list-style-type: none"> • What is spreadsheet? • What are cells? • What are columns? • What are formulas? 	<p>I am able to...</p> <ul style="list-style-type: none"> • Know what is a cell • Know a column • Know formulas 	<ul style="list-style-type: none"> • Technology • Operations • Concepts • Demonstrate • Sound • Applications • Effectively • Productively • Produce • Simple • Charts • Graphs • Data • Spreadsheet
<p>2nd Quarter</p> <p>Spreadsheet (Week 8/9)</p> <ul style="list-style-type: none"> ✓ Computer ✓ Text Book ✓ Websites ✓ Printers ✓ USB Drive 	<p>Strand 6: Technology Operations and Concepts</p> <p>This strand requires students to demonstrate a sound understanding of technology concepts, systems, and operations.</p> <p>Concept 2: Application</p> <p>Select and use applications effectively and productively.</p> <p>PO 4: Define terms used in database creation and perform simple operations.</p>	<ul style="list-style-type: none"> • What is spreadsheet? • What are cells? • What are columns? • What are formulas? 	<p>I am able to...</p> <ul style="list-style-type: none"> • Know what is a cell • Know a column • Know formulas 	<ul style="list-style-type: none"> • Sound • Technology • System • Perform • Operations • Database

Ganado Unified School District (Computers/7th Grade Level)

PACING Guide SY 2014-2015

Timeline & Resources	AZ College and Career Readiness Standard	Essential Question (HESS Matrix)	Learning Goal	Vocabulary (Content/Academic)
MSWord (Week 10) <ul style="list-style-type: none"> ✓ Computer ✓ Text Book ✓ Websites ✓ Printers ✓ USB Drive 	Strand 1: Creativity and Innovation This strand requires demonstrate creative thinking, construct knowledge, and develop innovative products and processes using technology. Concept 3: Trends and Possibilities Use technology to forecast trends and possibilities. PO 2: Ask questions and investigate a problem from different perspectives and formulate inferences from known facts.	<ul style="list-style-type: none"> • How do I come up with a question about what if? • How do I start my research? 	I am able to... <ul style="list-style-type: none"> • Start my typing on a topic that I have chosen. 	<ul style="list-style-type: none"> • Questions • Demonstrate • Creativity • Formulate • Research • Topic
MSWord (Week 10)	Strand 1: Creativity and Innovation	<ul style="list-style-type: none"> • What is a brochure? 	I am able to... <ul style="list-style-type: none"> • Create a brochure. 	<ul style="list-style-type: none"> • Technology • Operations

<ul style="list-style-type: none"> ✓ Computer ✓ Text Book ✓ Websites ✓ Printers ✓ USB Drive 	<p>This strand requires demonstrate creative thinking, construct knowledge, and develop innovative products and processes using technology.</p> <p>Concept 4: Original Works Use technology to create original works in innovative ways.</p> <p>PO 1: Create innovative products or projects using digital tools to express original ideas.</p>	<ul style="list-style-type: none"> • How do I create a brochure? • What is the purpose of using brochure? 	<ul style="list-style-type: none"> • Know what brochures are. • Identify different type of brochures. 	<ul style="list-style-type: none"> • Effectively • Productively • Documents • Applies • Formatting
<p>MSWord (Week 10)</p> <ul style="list-style-type: none"> ✓ Computer ✓ Text Book ✓ Websites ✓ Printers ✓ USB Drive 	<p>Strand 1: Creativity and Innovation This strand requires demonstrate creative thinking, construct knowledge, and develop innovative products and processes using technology</p> <p>Concept 4: Original Works Use technology to create original works in innovative ways.</p> <p>PO 2: Use digital tools to synthesize information, produce original works, and express ideas.</p>	<ul style="list-style-type: none"> • How do I create a greeting card, invitation and photo album? • What program do I use? 	<p>I am able to...</p> <ul style="list-style-type: none"> • Create a greeting card • Create an invitation • Create a photo album 	<ul style="list-style-type: none"> • Creativity • Construct • Original • Produce • Express
<p>MSWord (Week 10)</p> <ul style="list-style-type: none"> ✓ Computer ✓ Text Book ✓ Websites ✓ Printers ✓ USB Drive 	<p>Strand 3: Research and Information Literacy This strand requires that students apply digital tools to gather, evaluate, and use information.</p> <p>Concept 2: Processing Locate, organize, analyze, evaluate, synthesize and ethically use information from a variety of sources and media</p>	<ul style="list-style-type: none"> • What is MLA Format? • What are the format for using MLA Format 	<p>I am able to...</p> <ul style="list-style-type: none"> • Know what is MLA format • Create a letter using the MLA format 	<ul style="list-style-type: none"> • MLA Format • Letters • Processing • Research • Apply

	PO 5: Apply ethical use of information and media by respecting copyrights, intellectual property rights, using information and media responsibly, and citing resources appropriately.			
MSWord (Week 10) ✓ Computer ✓ Text Book ✓ Websites ✓ Printers ✓ USB Drive	Strand 6: Technology Operations and Concepts This strand requires students to demonstrate a sound understanding of technology concepts, systems, and operations. Concept 2: Application Select and use applications effectively and productively. PO 2: Compose a document that applies advanced formatting.	<ul style="list-style-type: none"> • What are the parts of a letters? • How do you write a business letter • Which format do you use when writing a particular letter? 	I am able to... <ul style="list-style-type: none"> • Format a Business Letter. • Format a Personal Letter. • Format a Memo Letter 	<ul style="list-style-type: none"> • Critical • Thinking • Problem • Decision • Projects • Exploring • Solutions • Projects • Perspectives • Collected • Data
MSWord (Week 10) ✓ Computer ✓ Text Book ✓ Websites ✓ Printers ✓ USB Drive	Strand 1: Creativity and Innovation This strand requires demonstrate creative thinking, construct knowledge, and develop innovative products and processes using technology. Concept 4: Original Works Use technology to create original works in innovative ways. PO 1: Create innovative products or projects using digital tools to express original ideas.	<ul style="list-style-type: none"> • What is industrial Revolution? • How am I able to find information about industrial revolution 	I am able to... <ul style="list-style-type: none"> • Know about industrial revolution • Know about past inventions • Create a report about industrial revolution 	<ul style="list-style-type: none"> • Creativity • Industrial revolution • Invention • Report • Information





Ganado Unified School District

(Computers/7th Grade Level)

PACING Guide SY 2014-2015

Timeline & Resources	AZ College and Career Readiness Standard	Essential Question (HESS Matrix)	Learning Goal	Vocabulary (Content/Academic)
Text/Internet (Week 11) <ul style="list-style-type: none"> ✓ Computer ✓ Text Book ✓ Websites ✓ Printers ✓ USB Drive 	Strand 1: Creativity and Innovation This strand requires demonstrate creative thinking, construct knowledge, and develop innovative products and processes using technology. Concept 2: Models and Simulations Use digital models and simulations to examine real-world connections, explore complex systems and issues, and enhance understanding PO 3: Analyze and apply understanding of how one system, digital models or simulations operates by comparing it to another system of a different type that operates in a similar manner.	<ul style="list-style-type: none"> • Why use both? • Which is a reliable resource? (Textbook/Internet) • Why do we need them both? • Whose information is more accurate? 	I am able to... <ul style="list-style-type: none"> • Determine what resource is more reliable. • Find out what is more accurate. Create a Brochure about what is the right information.	<ul style="list-style-type: none"> • Literacy • Apply • Locate • Organize • Analyze • Evaluate • Synthesize • Ethically • Variety • Media • Authoritative • Primary Secondary
Text/Internet (Week 11) <ul style="list-style-type: none"> ✓ Computer ✓ Text Book ✓ Websites ✓ Printers ✓ USB Drive 	Strand 3: Research and Information Literacy This strand requires that students apply digital tools to gather, evaluate, and use information Concept 2: Processing Locate, organize, analyze, evaluate,	<ul style="list-style-type: none"> • How to determine what is bias? • What to look for on the Internet to find out what are fact, opinion and bias which article is more reliable? 	I am able to... <ul style="list-style-type: none"> • Analyze excerpt from to identify facts and opinion. • Determine the level of bias in a text. 	<ul style="list-style-type: none"> • Information • Literacy • Digital • Gather • Evaluate • Information • Locate • Organize

	<p>synthesize and ethically use information from a variety of sources and media.</p> <p>PO 2: Use authoritative primary and/or secondary sources.</p> <p>PO 3: Evaluate between fact and opinion, bias, inaccurate and misleading information by consulting multiple sources.</p>			<ul style="list-style-type: none"> • Analyze • Facts • Opinion • Bias • Inaccuracies • Consulting • Multiple • Sources
<p>Text/Internet (Week 11)</p> <ul style="list-style-type: none"> ✓ Computer ✓ Text Book ✓ Websites ✓ Printers ✓ USB Drive 	<p>Strand 3: Research and Information Literacy</p> <p>This strand requires that students apply digital tools to gather, evaluate, and use information</p> <p>Concept 2: Processing</p> <p>Locate, organize, analyze, evaluate, synthesize and ethically use information from a variety of sources and media.</p> <p>PO 3: Evaluate information and media through determining facts, opinion, bias, and inaccuracies by consulting multiple sources.</p>	<ul style="list-style-type: none"> • What is similar between both apple/windows computers? • Which is better to use? 	<ul style="list-style-type: none"> • I am able to... • Know the difference between both apple/windows computer • Present an essay about the two operating systems. 	<ul style="list-style-type: none"> • Apple Computer • Windows computer • Facts • Compare

Ganado Unified School District (Computers/7th Grade Level)

PACING Guide SY 2014-2015

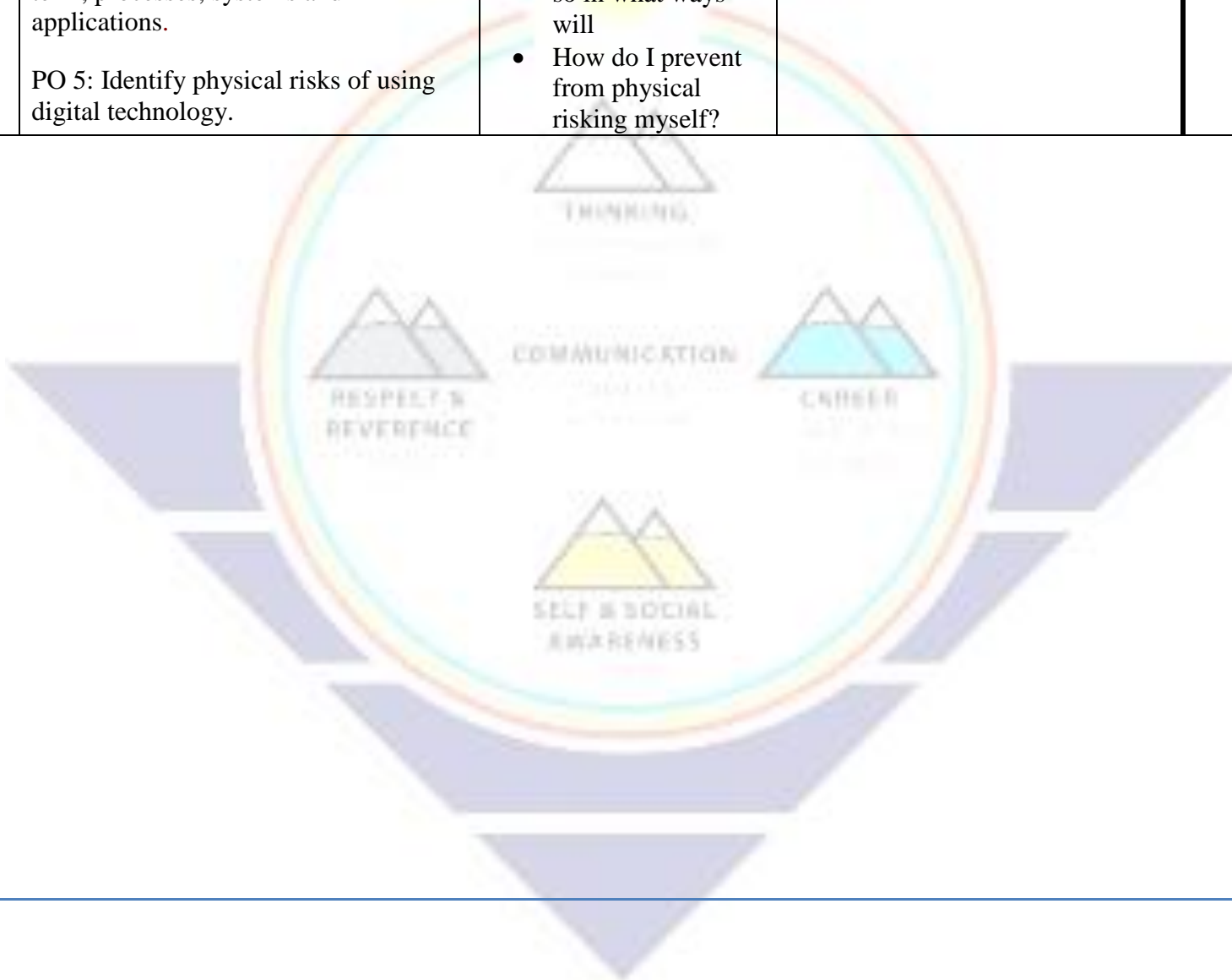
Timeline & Resources	AZ College and Career Readiness Standard	Essential Question (HESS Matrix)	Learning Goal	Vocabulary (Content/Academic)
Week 12 Cyberbullying	<p>Strand 5: Digital Citizenship This strand requires students to understand human, cultural, and societal issues related to technology practice and ethical behavior.</p> <p>Concept 1: Safety and Ethics Advocate and practice safe, legal, and responsible use of information and technology</p> <p>PO 2: Describe strategies to deal with cyber-bullying situations.</p>	<ul style="list-style-type: none"> • What is cyber bullying? • What Is the different between cyber bullying and bullying • Can cyber-bullying affect your everyday life? • Can cyber bully be prevented? • How can I help other from cyber-bullying? 	<ul style="list-style-type: none"> • I am able to... • Know now the difference between both cyber bullying and bullying • Create a poster about cyber-bullying • Identify the safety of using the internet. 	<ul style="list-style-type: none"> • Citizenship • Cultural • Societal • Issues • Related • Practice • Ethical • Behavior • Advocate • Practice • Safe • Legal • Responsible • Cyber Bully • Strategies • Situation

Ganado Unified School District (Computers/7th Grade Level)

PACING Guide SY 2014-2015

Timeline & Resources	AZ College and Career Readiness Standard	Essential Question (HESS Matrix)	Learning Goal	Vocabulary (Content/Academic)
Health (Week 13) <ul style="list-style-type: none"> ✓ Computer ✓ Text Book ✓ Websites ✓ Printers ✓ USB Drive 	Strand 5: Digital Citizenship This strand requires students to understand human, cultural, and societal issues related to technology practice and ethical behavior. Concept 3: Impact of Technology Develop an understanding of the cultural, historical, economic and political impact of technology on individuals and society. PO 1: Analyze the potential benefits and hazards of a new technology and the possible short- and long-term consequences of implementing this technology.	<ul style="list-style-type: none"> • How can technology affect my health? • What are some risks of using technology? • Will technology really harm me? If so in what ways? • How do I prevent from physical risking myself? • Will technology harm me in a short or long term risk? 	<ul style="list-style-type: none"> • I am able to... • Know the effects of physical risk • Know the difference between short and long term consequences of implementing technology. • Create a brochure about physical risk of technology. 	<ul style="list-style-type: none"> • Hazard • Short-Long Term • Consequences • Health • Risk • Affects
Health (Week 13) <ul style="list-style-type: none"> ✓ Computer ✓ Text Book ✓ Websites ✓ Printers 	Strand 6: Technology Operations and Concepts This strand requires students to demonstrate a sound understanding of technology concepts, systems, and operations.	<ul style="list-style-type: none"> • How can technology affect my health? • What are some risks of using technology? 	<ul style="list-style-type: none"> • I am able to... • Know the effects of physical risk • Know the difference between short and long term consequences of implementing technology. 	<ul style="list-style-type: none"> • Hazard • Short-Long Term • Consequences • Health • Risk • Affects

<p>✓ USB Drive</p>	<p>Concept 1: Understanding Recognize, define and use technology term, processes, systems and applications.</p> <p>PO 5: Identify physical risks of using digital technology.</p>	<ul style="list-style-type: none"> • Will technology really harm me? If so in what ways will • How do I prevent from physical risking myself? 	<ul style="list-style-type: none"> • Create a brochure about physical risk of technology 	
--------------------	--	---	---	--



Ganado Unified School District (Computers/7th Grade Level)

PACING Guide SY 2014-2015

Timeline & Resources	AZ College and Career Readiness Standard	Essential Question (HESS Matrix)	Learning Goal	Vocabulary (Content/Academic)
<p>Terms (Week 14)</p> <ul style="list-style-type: none"> ✓ Computer ✓ Text Book ✓ Websites ✓ Printers ✓ USB Drive 	<p>Strand 6: Technology Operations and Concepts This strand requires students to demonstrate a sound understanding of technology concepts, systems, and operations.</p> <p>Concept 1: Understanding Recognize, define and use technology term, processes, systems and applications.</p> <p>PO 2: Define and apply knowledge of various technical process terms.</p>	<ul style="list-style-type: none"> • What are some ways that I can define technology terms? • What are the major technology terms? • How will I apply those terms? 	<ul style="list-style-type: none"> • I am able to... • Define what are terms • Identify technology terms 	<ul style="list-style-type: none"> • Operations • Term • Processes • Application • Define • Apply • Various • Technical • Process

Ganado Unified School District (Computers/7th Grade Level)

PACING Guide SY 2014-2015

Timeline & Resources	AZ College and Career Readiness Standard	Essential Question (HESS Matrix)	Learning Goal	Vocabulary (Content/Academic)
Website (Week 15) <ul style="list-style-type: none"> ✓ Computer ✓ Text Book ✓ Websites ✓ Printers ✓ USB Drive 	<p>Strand 6: Technology Operations and Concepts This strand requires students to demonstrate a sound understanding of technology concepts, systems, and operations.</p> <p>Concept 2: Application Select and use applications effectively and productively.</p> <p>PO 6: Identify criteria for evaluating technical and design qualities of a web site and then create web-based content from the identified criteria.</p>	<ul style="list-style-type: none"> • What are some down falls of using blog chat and message board? • What are some reason to post on a blog, chat or message board? 	I am able to... <ul style="list-style-type: none"> • Know what I should post on the Internet. • To define what is a blog, chat and message board. 	<ul style="list-style-type: none"> • Operations • Concepts • Requires • Demonstrate • Sound • Application • Effectively • Productively • Web • Incorporating • Text • Links • Graphics

Ganado Unified School District (Computers/7th Grade Level)

PACING Guide SY 2014-2015

Timeline & Resources	AZ College and Career Readiness Standard	Essential Question (HESS Matrix)	Learning Goal	Vocabulary (Content/Academic)
<p>Filing Sharing (Week 16)</p> <ul style="list-style-type: none"> ✓ Computer ✓ Text Book ✓ Websites ✓ Printers ✓ USB Drive 	<p>Strand 6: Technology Operations and Concepts This strand requires students to demonstrate a sound understanding of technology concepts, systems, and operations.</p> <p>Concept 2: Application Select and use applications effectively and productively.</p> <p>PO 7: Identify and use network protocols for moving files and secure web access.</p>	<ul style="list-style-type: none"> • How am I able to share files with other students? • What are some ways to share file? • What are some legal files sharing? 	<p>I am able to...</p> <ul style="list-style-type: none"> • Know when it's a good time to share files. • Understand the difference between downloading and sync files. Identify the safety of file sharing. 	<ul style="list-style-type: none"> • Requires • Network • Storage • Drives • Access • Share • Information • Directory

Ganado Unified School District (Computers/7th Grade Level)

PACING Guide SY 2014-2015

Timeline & Resources	AZ College and Career Readiness Standard	Essential Question (HESS Matrix)	Learning Goal	Vocabulary (Content/Academic)
Hardware/Software (Week 16) <ul style="list-style-type: none"> ✓ Computer ✓ Text Book ✓ Websites ✓ Printers ✓ USB Drive 	Strand 6: Technology Operations and Concepts This strand requires students to demonstrate a sound understanding of technology concepts, systems, and operations. Concept 1: Understanding Recognize, define and use technology term, processes, systems and applications. PO 1: Explain and correctly use terms related to networks and connectivity.	<ul style="list-style-type: none"> • What is LAN and wireless? 	I am able too <ul style="list-style-type: none"> • Know what is LAN • Know how and what is a wireless connections. 	<ul style="list-style-type: none"> • Recognize • Term • Processes • Application Network
Hardware/Software (Week 16) <ul style="list-style-type: none"> ✓ Computer ✓ Text Book ✓ Websites ✓ Printers ✓ USB Drive 	Strand 6: Technology Operations and Concepts This strand requires students to demonstrate a sound understanding of technology concepts, systems, and operations. Concept 3: Troubleshoot Systems and Processes Define problems and investigates solutions in systems and processes.	<ul style="list-style-type: none"> • How can I troubleshoot a problem? • What is troubleshooting? • How can I fix it? • How do I update software? 	I am able to... <ul style="list-style-type: none"> • Update a software • Learn more about software update. • Fix a minor problem with the hardware. 	<ul style="list-style-type: none"> • Troubleshoot • Demonstrate • Investigates • Solutions • Generate • Apply • Solutions • Troubleshoot • Hardware



	PO 1: Generate and apply solutions to troubleshoot hardware and software issues and problems.			<ul style="list-style-type: none"> • Software • Issues • Problems
Hardware/Software (Week 16) <ul style="list-style-type: none"> ✓ Computer ✓ Text Book ✓ Websites ✓ Printers ✓ USB Drive 	Strand 6: Technology Operations and Concepts This strand requires students to demonstrate a sound understanding of technology concepts, systems, and operations. Concept 4: Transfer of Knowledge Transfer current knowledge to learning of new technologies. PO 1: Transfer understanding of current technologies, input/output devices, symbols and icons, and applications to learning new technologies.	<ul style="list-style-type: none"> • What are input/output? • How many input/output does a computer have? • Why are they call input/out? 	I am able to... <ul style="list-style-type: none"> • Know what is the difference between both input/output • Create a poster about input/output devices and label each one. 	<ul style="list-style-type: none"> • Troubleshoot • Demonstrate • Investigates • Solutions • Solution • Generate • Apply • • Troubleshoot • Hardware • Software • Issues • Problems

Ganado Unified School District (Computers/7th Grade Level)



PACING Guide SY 2014-2015

Timeline & Resources	AZ College and Career Readiness Standard	Essential Question (HESS Matrix)	Learning Goal	Vocabulary (Content/Academic)
Graphic Design (Week 17) <ul style="list-style-type: none"> ✓ Computer ✓ Text Book ✓ Websites ✓ Printers ✓ USB Drive 	<p>Strand 1: Creativity and Innovation This strand requires demonstrate creative thinking, construct knowledge, and develop innovative products and processes using technology.</p> <p>Concept 2: Models and Simulations Use digital models and simulations to examine real-world connections, explore complex systems and issues, and enhance understanding PO 1: Summarize the relationship amongst interdependent elements of a digital model or simulation.</p>	<ul style="list-style-type: none"> • How do I find out the map to where I live? • Why do people make maps? • How do you read a map? 	I am able to.... <ul style="list-style-type: none"> • Learn more about mapping • Learn more about label each map • Learn how to use symbols to indicate what to identify 	<ul style="list-style-type: none"> • Creativity • Innovation • Models • Relationship • Mapping • Label • Symbols
Graphic Design (Week 17) <ul style="list-style-type: none"> ✓ Computer 	<p>Strand 1: Creativity and Innovation This strand requires demonstrate creative thinking, construct knowledge,</p>	<ul style="list-style-type: none"> • What will I be mapping? 	<ul style="list-style-type: none"> • Learn more about mapping • Learn more about label each map 	<ul style="list-style-type: none"> • Creativity • Innovation • Models • Relationship

<ul style="list-style-type: none"> ✓ Text Book ✓ Websites ✓ Printers ✓ USB Drive 	<p>and develop innovative products and processes using technology.</p> <p>Concept 2: Models and Simulations Use digital models and simulations to examine real-world connections, explore complex systems and issues, and enhance understanding PO 2: Analyze system processes and outcomes using models or simulations.</p>	<ul style="list-style-type: none"> • How far is one state to another state? • Why do I need to label each states? 	<ul style="list-style-type: none"> • Learn how to use symbols to indicate what to identify 	<ul style="list-style-type: none"> • Mapping • Label • Symbols
<p>Graphic Design (Week 17)</p> <ul style="list-style-type: none"> ✓ Computer ✓ Text Book ✓ Websites ✓ Printers ✓ USB Drive 	<p>Strand 5: Digital Citizenship This strand requires students to understand human, cultural, and societal issues related to technology practice and ethical behavior.</p> <p>Concept 1: Safety and Ethics Advocate and practice safe, legal, and responsible use of information and technology.</p> <p>PO 5: Analyze and compare various aspects of e-commerce.</p>	<ul style="list-style-type: none"> • How can I create a dream home? • How am I going to spend \$25,000 on furniture's • What kind of shapes will I be using? 	<ul style="list-style-type: none"> • I am able to... • Design my dream home • Create my dream home • Present my dream home 	<ul style="list-style-type: none"> • Analyze • E-commerce • Cultural • Technology

Ganado Unified School District (Computers/7th Grade Level)

PACING Guide SY 2014-2015

Timeline & Resources	AZ College and Career Readiness Standard	Essential Question (HESS Matrix)	Learning Goal	Vocabulary (Content/Academic)
<p>Leadership (Week 17)</p> <ul style="list-style-type: none"> ✓ Computer ✓ Text Book ✓ Websites ✓ Printers ✓ USB Drive 	<p>Strand 5: Digital Citizenship This strand requires students to understand human, cultural, and societal issues related to technology practice and ethical behavior.</p> <p>Concept 2: Leadership for Digital Citizenship Demonstrates leadership for digital citizenship.</p> <p>PO 1: Promote digital citizenship by consistently leading by example and advocating social and civic responsibility to others.</p>	<ul style="list-style-type: none"> • How do I show leadership? • What are some ways I can prevent leadership? 	<p>I am able to...</p> <ul style="list-style-type: none"> • Learn about leadership • Demonstrate good leadership skills • Create a poster about making good choices. 	<ul style="list-style-type: none"> • Digital • Citizenship • Promote • Demonstrate

