
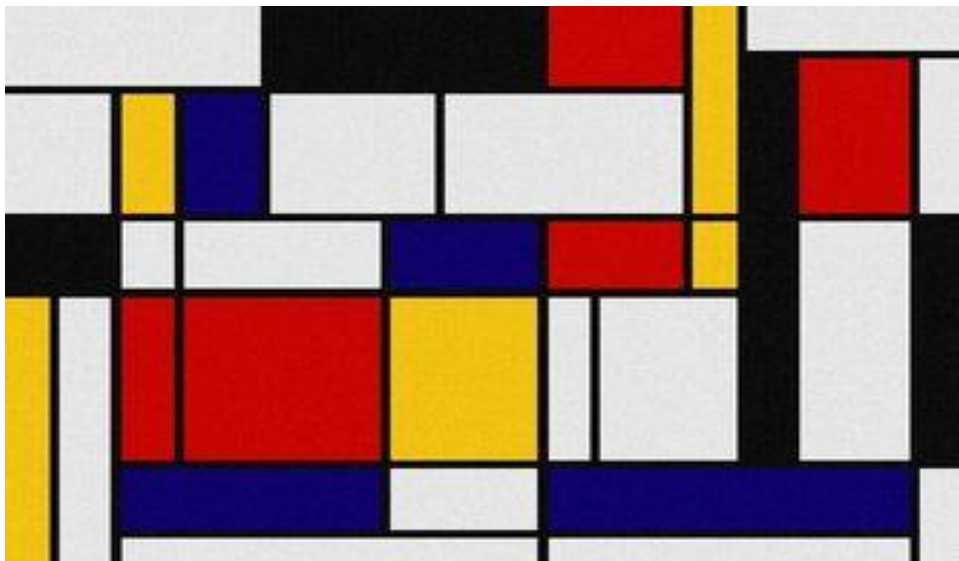



Abstract Art

Last week we learned what abstract art was, and the artist Matisse used different shapes, lines, and colors. This week, we will continue with abstract art and a new artist- Piet Mondrian.

Piet Mondrian is most famous for his paintings that look similar to my example below. He created different types and used a range of colors but limiting himself to use only 3-4 colors.





Lesson 1:

Create your own Piet Mondrian using shapes and 3-4 colors.
Make sure you outline your lines with a black marker.

*Remember my rule about paper, “use the entire sheet”.

